www.americanmusical.com

User manual

PolySwitch

www.americanmusical.com

A TRUE HARDWIRE STEREO A-B SWITCH

Congratulations on your purchase of PolySwitch AB, our exceptionally versatile stereo switch for any musician who needs high-quality stereo switching.

PolySwitch AB lets you send your mono or stereo signal from your instrument to two separate stereo amplifiers or other output destinations. Or, you can go the other way – sending two stereo signals to a single input destination.

PolySwitch AB might look like a very simple tool, but in fact it offers more power and versatility than you might think. Turn the page to learn how to make the most it!

JUST SWITCH IT!

In and outs
PolySwitch AB features 1 set of stereo inputs (input L, input R) and 2 sets of stereo outputs (output A-L, output A-R, output B-L, output B-R). To use PolySwitch AB to send your instrument signal to 2 separate amplifies (for example), just plug your instrument into the input jack(s) and run lines from the output jacks to your 2 amplifiers. Use the footswitch on the top of the unit to switch between the A and B outputs.

Mixed signals
Your PolySwitch AB can also work "backwards", letting you send signals from 2 different instruments into a single amplifier, mixer or other unit. To use PolySwitch AB in this way, simply plug your instruments into the output jacks, and use a line from your input jack(s) to your amplifier or other destination.

Buffer switch
On the back of your PolySwitch AB, you'll find the buffer on/buffer off switch. In the on position, this switch will boost your input signal to compensate for signal loss due to extra long cables or other factors. Note that the buffer function only works when sending an instrument signal to amplifiers – not "backwards" as described under Mixed signals on the previous page.

Warning: Do not attempt to connect PolySwitch AB between an amplifier and speakers, as this can permanently damage the unit.

www.americanmusical.com

SWITCHING BETWEEN TWO AMPS

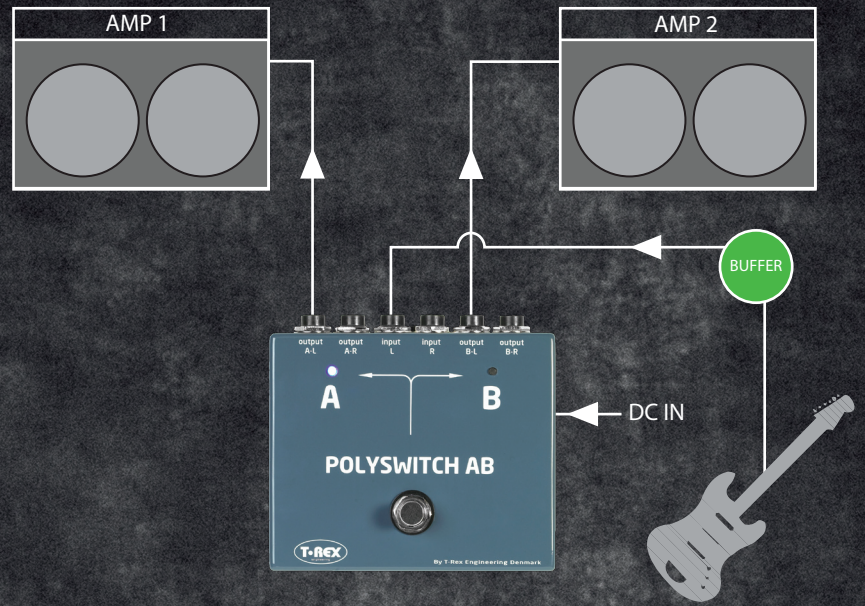

SWITCHING BETWEEN TWO GUITARS

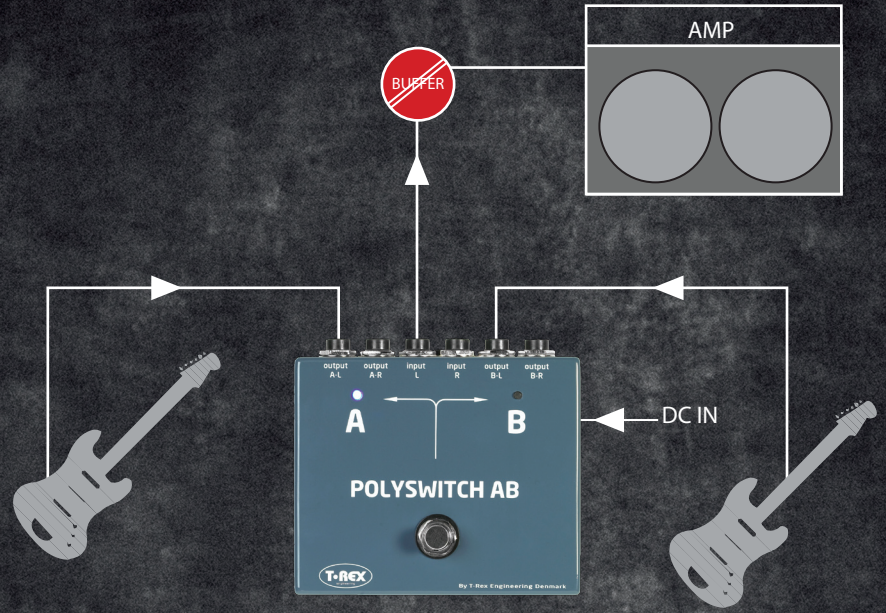

www.americanmusical.com

SWITCHING BETWEEN TWO CHANNELS



SWITCHING BETWEEN TWO KEYBOARDS



www.americanmusical.com

TECHNICAL SPECS:

Input Impedance @ 1KHz with buffer OFF	3,5MOhm
Input Impedance @ 1KHz with buffer ON	862KOhm
Output Impedance @ 1KHz with buffer OFF	>10MOhm
Output Impedance @ 1KHz with buffer ON	120Ohm
Power supply	9V DC (Power tool 9)
Minimum Power supply Voltage	8V DC
Maximum Power supply Voltage	12, 5V DC
Current Draw @ 9V DC	19mA
Maximum input signal Vp/p with buffer OFF	Input = Output. No limit
Maximum input signal Vp/p with buffer ON	4Vp/p
Battery Type	9V battery 6F22
Battery Life	5 to 8 hours
External connectors	Input left Input right Out(A) left /right Out(B) left/right
Controls	On/Off - buffer
Depth	120mm
Width	110mm
Height	55mm
Weight (excl. Battery)	0,430Kg

www.americanmusical.com

GUARANTEE

T-Rex Engineering offers a two-year guarantee on all our products. In the unlikely event of a malfunction, please send your product to us in Denmark. We will then repair or replace your product and send it back to you – free of charge and usually within 3 weeks.
Please note that we cannot replace a product until we have received it here in Denmark.

About T-Rex
Based in Vejle, Denmark, T-Rex Engineering makes classic and signature effects pedals for the world's best musicians. Our approach blends hi-tech innovation with old-world craftsmanship – always in the service of killer tone.

www.americanmusical.com

ISSUED IN VEJLE, SEPTEMBER 2008

Steen Meldgaard Laursen
Managing Director

Lars Dahl-Jørgensen
Development Director

Sebastian Jensen
Production Director

T•REX® engineering

T-Rex Engineering ApS, Tel.: +45 75 72 71 81, Fax: +45 75 72 71 98
www.t-rex-engineering.com, mail: info@t-rex-engineering.com