

RØDE[®]
MICROPHONES



Reporter Instruction Manual



www.rodemic.com

Introduction

Thank you for investing in the Reporter.

The RØDE Reporter is the result of over 30 years of dedicated research and experience in microphone design and manufacture across many fields, from music, to broadcast and location sound.

The RØDE Reporter has been specifically designed to deliver a full and rich sound quality when used in the reporting and news gathering field. With its high wind noise rejection and tailored frequency response, the Reporter delivers clear, broadcast quality sound.

Please take the time to visit **www.rodemic.com** and register your microphone for a full ten year warranty.

While there, you can download supporting documents, view studio tips and techniques, as well as browse a comprehensive range of accessories for the Reporter and other microphones.



Peter Freedman

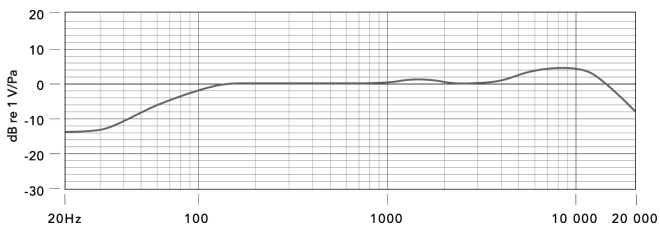
RØDE Microphones
Sydney, Australia

Specifications

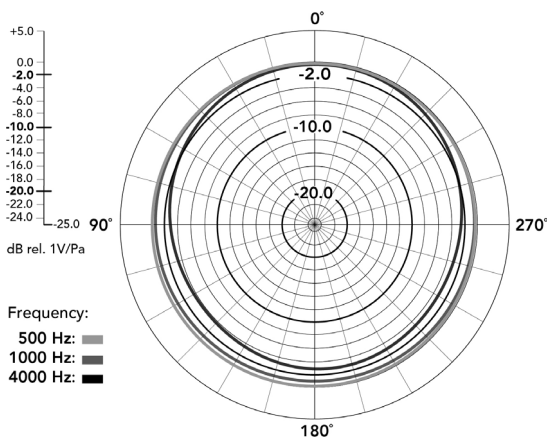
Acoustic Principle:	Dynamic
Polar Pattern	Omni-directional
Frequency Range:	70Hz ~ 15 000Hz
Output Impedance:	150Ω ± 30% at 1kHz
Sensitivity:	-56 dB re 1V/Pa (1.0mV @ 94 dB SPL) ± 3 dB @ 1 kHz
Output Connection:	XLR
Weight:	256g (without mic flag) 286g (with mic flag)
Packed Weight:	1100g
Dimensions	41.5mm x 272.5mm x 41.5mm (1.6" x 10.7" x 1.6")

Specifications

FREQUENCY RESPONSE



POLAR RESPONSE



Features

LOW HANDLING NOISE

- Internal shock mounted capsule reduces unwanted handling noise
- High wind noise rejection
- Custom internal plosives screen to reject vocal plosives and unwanted wind noise

OMNIDIRECTIONAL DYNAMIC MICROPHONE CAPSULE

- Frequency response optimised for speech intelligibility
- Enables the use of field recorders without the ability to supply phantom power
- Omnidirectional pickup pattern ensures smooth, even pickup from any direction

EXTRA LONG HANDLE

- Well balanced, for comfortable handling over long periods
- Allows for mounting of traditional microphone flags
- Ensures that you get closer to the source

DIE CAST ALUMINIUM BODY

- Durable body will withstand the tough conditions encountered in the field and during transport
- Light weight for easy handling
- Robust connector, to keep a firm hold on XLR cables and withstand frequent connections

MICROPHONE FLAG

- Highly durable Polycarbonate / ABS plastic
- Blank, two-sided for easy screen printing

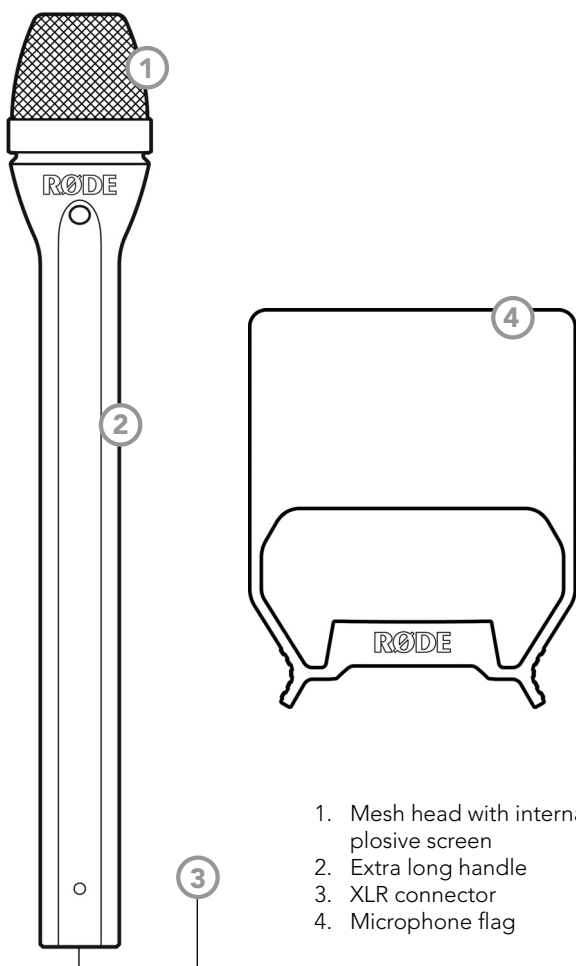
MATTE FINISH

- Ideal for video or TV production, when the microphone must be discreet


What's in the Box

- RØDE Reporter microphone
- ZP2 zip pouch (located underneath cardboard insert)
- Microphone flag

Reporter Structure



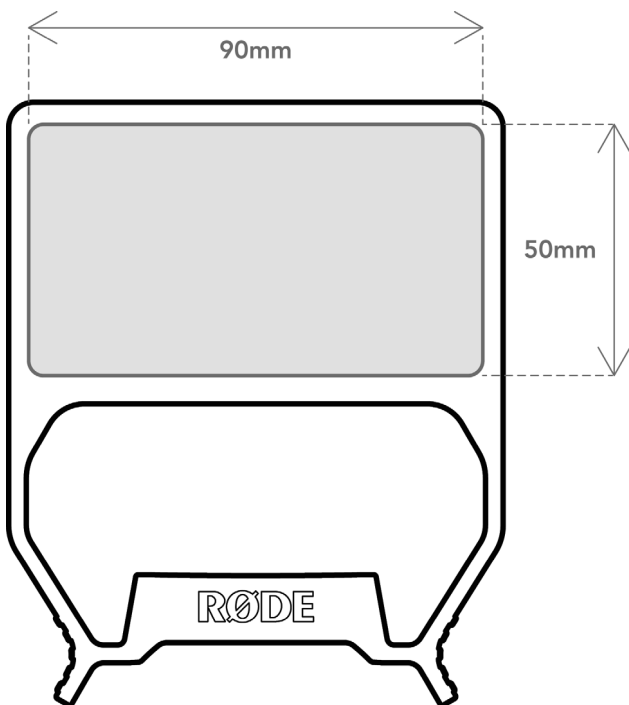
Using the Reporter



- The Reporter is a handheld dynamic microphone, designed for use in the field of news gathering and reporting.
- The Reporter features an omnidirectional capsule. For this reason it is not always necessary to move the microphone back and forth between the interviewer and the person being interviewed.
- In a typical interview scenario the microphone should be held at around chest height between the interviewer and the person being interviewed, to ensure that the microphone picks up the speakers in the immediate vicinity clearly, while reducing the level of any background noise.

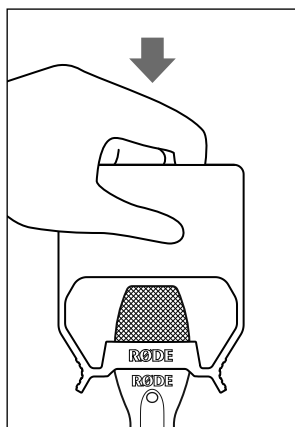
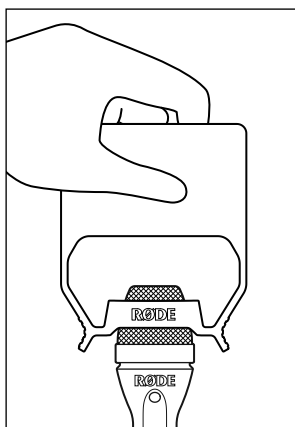
Microphone Flag

- A custom microphone flag is supplied with the Reporter. The microphone flag has been designed so that it can be easily screen printed with your organisation's logo, or a weatherproof adhesive label can be applied using the specifications listed below.

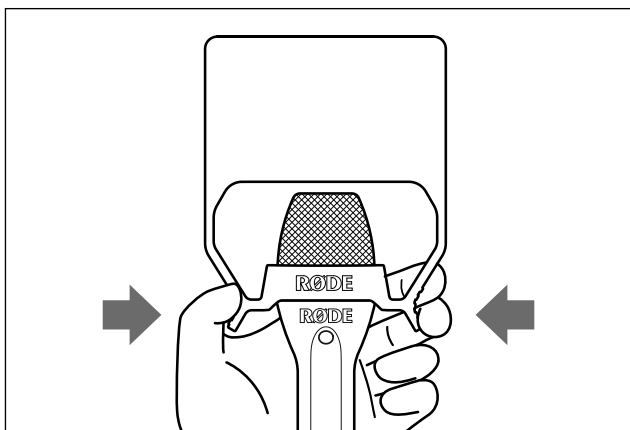


Using the Microphone Flag

- To install your microphone flag, place the mesh head of the Reporter through the ring on the flag, with the RØDE logo centred. Push the flag down until it 'clicks' in place into the groove on the microphone head. Ensure it is properly secured by giving the flag a few light agitations with your hand.



- To remove your flag, gently press the edges of the protruding 'tabs' on the flag to give the ring some leeway. Pull flag upwards to remove from the Reporter.



Optional Accessories

RM5 MICROPHONE CLIP



- The RM5 stand mount is available to securely mount the Reporter on a microphone stand or boom pole, allowing you to place the microphone in the optimal position for hands free recording, or giving the user the additional reach required to get closer to the sound source.

Care Instructions

- When not in use, always keep your microphone in a cool, dry place, preferably in the supplied zip case, to protect from dust or damage. Do not expose the Reporter to rain or moisture.
- In instances where the microphone has become exposed to the elements and the mesh head (wind cover) has become wet or dirty, it may be necessary to remove the head gently and dry it separately to the microphone body to prevent moisture from damaging the microphone capsule. Take care in this operation so as not to damage the microphone during removal.
- Inside the Reporter box, you will find a sachet of moisture absorbent crystals. Please retain these crystals and store with the microphone to keep the microphone in ideal condition. Eventually this pack of crystals will need to be dried. This is indicated by the crystals turning pink in colour. They can easily be re-used by placing them in an oven at 100-150 degrees Celsius for approximately ten minutes. The crystals will operate effectively again once they have turned blue.
- The Reporter has no internal user serviceable parts. Should you encounter a problem, please refer all servicing to qualified service personnel.



Loud sound levels can cause serious hearing damage.

Take care when setting the audio levels, especially while wearing headphones.

Warranty / Support

RØDE Microphones prides itself on designing and manufacturing microphones of the highest quality and performance. Our state-of-the-art engineering and manufacturing techniques, combined with decades of experience in professional audio and recording has resulted in microphones that will last a lifetime.

All RØDE microphones are guaranteed for one year from the date of purchase. The Reporter warranty may be extended to a full ten year period. Extending your warranty is completely free of charge – simply register your purchase details on the RØDE website at www.rodemic.com/warranty*

The warranty covers parts and labour that may be required to repair the microphone during the warranty period. The warranty excludes defects caused by normal wear and tear, modification, shipping damage, or failure to use the microphone as per the instruction guide.

The RØDE Microphones 10 Year Warranty gives you the peace of mind that your investment is protected for many years to come.

If you experience any problem, or have any questions regarding your microphone, first contact the dealer who sold it to you. If the microphone requires a factory authorised service, return will be organised by that dealer. We have an extensive distributor/dealer network, but if you have difficulty getting the advice or assistance you require, do not hesitate to contact us directly.

Technical Support: For information and technical support questions please visit www.rodemic.com/support

*subject to terms & conditions - see rodemic.com/warranty for full details

